



**MEET YOUR
NEW**

Best Friend

K9000  **DOGWASH
SYSTEMS**

TAILS ARE WAGGING

Designed and built in Warrnambool in western Victoria, the K9000® is a true blue Australian success story.

Since launching in 2005, more than 2,000 of our 100% Australian made self-serve dog washing machines have been sold worldwide.

We've lost count of exactly how many pooches have been washed in a K9000, but what we do know is around two million dogs were shampooed in one of our machines last year.

That's a whole lot of clean and happy hounds, plus a very satisfied group of K9000 owners, who on average can earn around \$15-20,000 a year from their machine.



 × **2,000,000** 

In 2018, two million dogs were shampooed in a K9000

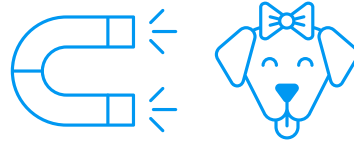


THERE'S A GOOD BOY

Your business is your business and you probably know it well.

Install a K9000 and you'll transform your business to a destination for dog lovers.

In fact one of our owners in suburban Sydney described his machine as a "pampered pooch magnet" due to the increase in foot traffic it had driven for his business. Which of course lead to and increase in sales and income.




K9000 is a "pampered
pooch magnet"



TOUGHER THAN A BULL MASTIFF

As reliable as a faithful old Labrador, the very first K9000 to be built is still in operation almost 15 years later.

It's no understatement to say our machines are as tough as a Bull Mastiff. They're rugged, reliable and built to last, with the K9000 team only a phone call away for service and support.



LET'S GET YOUR TAIL WAGGING

If there's one thing we know about dog owners, it's that they love their dogs.

Far be it from us to judge them, but you could say many Aussie dogs are a

little spoiled. And if there's one thing a spoilt pup loves, it's a little 'me time' in a K9000.

Once installed and ready to wash, the machine will generate a healthy weekly

income for your business for very little effort on your part. In fact we can pretty much guarantee that over time, you'll come to love the K9000 almost as much as pooches do.

So what does a K9000 cost?

There are currently five variants of the original pure-bred K9000 machine from Tru Blu.



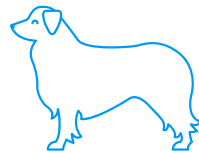
**K9000
Compact**



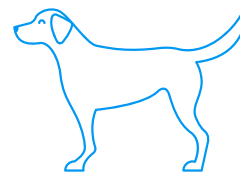
**K9000
GroomEasy**



**K9000
Original**



**K9000
v2.0**



**K9000
v2.0 Twin**

As the genuine Australian manufacturers of our full range, we also have the ability to customise build for individual requirements

K9000® DOGWASH SYSTEMS



Each model offers different features and, depending on your requirements, we suggest you chat to one of our helpful salesfolk who'll talk you through exactly which machine is best suited to your business.

GETTING THE K9000 GOOD TO GO

As you can imagine with a piece of equipment that requires both a water supply and electricity, it's probably best to let an expert install and set up your K9000.

You don't need us to remind you that water and electricity are not best friends!

An electrician is needed to connect and wire the machine to a power source, and a plumber will take care of connection to water supply and sewer for waste disposal.

A permit isn't usually required for a K9000, however every area is different, so we recommend you check with your local authorities.

Installation in a nutshell

Our machines are fully factory tested prior to dispatch, so you can rest easy knowing that your new K9000 is ready to go once connected to services.

With quality tradespeople on the job, it doesn't take too long to set up a K9000. To start, a plumber will connect the machine to your water supply. Next step is to connect the

Depending on the location of your business, there are three ways to have the machine installed:

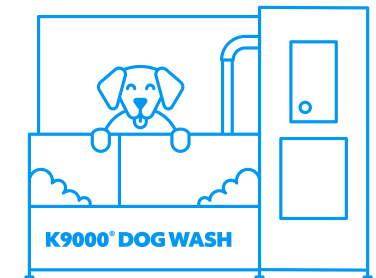
- 🐾 The K9000 team can take care of everything for you. Easy.
- 🐾 We can also arrange and coordinate reputable tradies and installation for you, no matter where you're located.
- 🐾 You can also organise your own installation, in which case we provide you with a project management plan so your tradespeople know exactly how to get your K9000 up and running.

waste water disposal to an existing on-site sewer point.

Once the water is good to go an electrician will connect the machine to a power supply. Generally a 240v hard-wired circuit*

is all that is required for a standard unit.

Your sparky will take care of it all, so there's no need to worry about your power source. Plus the Tru Blu team are only a phone call



Safety comes first. Let an expert install your K9000.

away for any support or helpful hints you may need.

*More power capacity may be required for Twin unit, depending on specs.

HERE'S WHAT YOU'LL NEED TO CLEAN UP

Tru Blu supply all the cleaning products you need.

These are the finest quality Australian made products, formulated and tested for use on the K9000, and approved by Veterinarians and the APVMA. They're all gentle on dogs and leave them smelling great.



5L Shampoo
150-200 washes



5L Conditioner
200 washes



5L Flea & Tick Rinse
350+ washes



5L Disinfectant
200-300 washes



If you're thinking 5L of a cleaning product sounds like a lot, it is. But remember your machine will be washing several dogs a day, week after week, year after year.

As a guide, see left for how far each 5L container of product will go.

The operating cost per wash works out to be under \$1.50 per wash for power, water and washing supplies.



YOUR PIECE OF THE ACTION

As a rule, K9000 owners charge a standard \$10 for 10 minutes, however there are a number charging a little more, say \$12-15.

The price is flexible and what you can charge is generally determined by the area your business operates in.

The typical time taken to do a wash depends on the size and breed of the dog, and whether it needs a quick wash or a serious tub 'n' scrub, as well as how much drying is needed. So in addition to the \$10 for 10 minutes charge, the K9000 has been built to take small top up payments.

Most models also allow for credit and debit card payment and top ups. Starting prices and Top Up payments can be set independently of each other by the owner, and easily adjusted if required once in operation. This is becoming increasingly popular as it saves people the hassle of finding enough gold coins for a wash and also encourages them to spend a little extra on their wash.



LOVING YOUR K9000 IS EASY

Like man's best friend, your K9000 loves a little attention from its owner. So we recommend you put aside just an hour a week to show your machine some love.

Cleaning your K9000 should take you around 15 minutes and we recommend you do this twice a week.

Many of our busiest customers do three or more cleans a week, but you should be fine with two to begin with.

Tasks to be done during a clean include removing dog hair from the floor filters, a rinse of the tub 'n' scrub area, plus a quick wipe down of the stainless steel. Easy!

Soap containers should also be topped up once a week. It should take a few minutes at most.

A touch more love and attention

As long as you do your twice weekly clean-up, the machine will practically look after itself. Over time you may need to do a more extensive clean to help keep the machine working smoothly and looking new, but this is all explained in detail in your owner's manual and our service video on the website.

Over the course of a year a K9000 can do a serious amount of work, so we recommend a yearly service visit to keep it in good

shape. Charges can vary, but a typical minor service with minimal parts needed should cost around \$200.

Combine this with your cost of consumables, and your total operating costs including cleaning and maintenance should be in the region of 20% of revenue. Even the purest pure-bred poodle wouldn't turn their nose up at that!



How to clean your K9000



Remove dog hair from floor filters



Rinse the tub 'n' scrub area



Wipe down the stainless steel

HAS A K9000 GOT YOUR TAIL WAGGING?

This booklet is a general guide to what's involved with the purchase and running of the pampered pooch magnet we call the K9000.

If you'd like to know more, we suggest you visit the K9000 Dogwash website or call our friendly team.

k9000dogwash.co.nz



PH (029) 383 8411

As well as detailed information on each of our models, the website also has a number of fun videos that let you see a K9000 in action, as well as testimonials from many happy owners.





K9000 IN THE WILD





K9000  **DOGWASH
SYSTEMS**

PO Box 27275 Christchurch, New Zealand
P +64 (29) 383 8411 E info@k9000dogwash.co.nz

k9000dogwash.co.nz